
Product Datasheet

RNA polymerase II subunit G Antibody (orb556571)

Description

Rabbit polyclonal antibody to POLR2G

Species/Host

Rabbit

Reactivity

Human, Mouse

Conjugation

Unconjugated

Tested

IHC-P, IP, WB

Applications
Immunogen

Full length human POLR2G Recombinant protein.

Target

POLR2G

Preservatives

0.01% Thimerosal. 0.1M Tris-Glycine (pH7), 10% Glycerol

Form/Appearance

Liquid: 0.1M Tris, 0.1M Glycine, 10% Glycerol (pH7). 0.01% Thimerosal was added as a preservative.

Concentration

1 mg/ml

Storage

Store as concentrated solution. Centrifuge briefly prior to opening vial. For short-term storage (1-2 weeks), store at 4°C. For long-term storage, aliquot and store at -20°C or below. Avoid multiple freeze-thaw cycles.

Note

For research use only

Application notes

Positive control: A431

Isotype

IgG

Clonality

Polyclonal

Purity

Purified by antigen-affinity chromatography.

MW

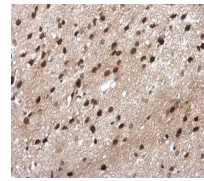
19

Uniprot ID
[P62487](https://www.uniprot.org/protein/P62487)
Dilution Range

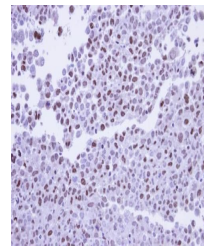
WB: 1:500-1:3000 , IHC-P: 1:100-1:1000

Expiration Date


12 months from date of receipt.



Immunohistochemical staining of mouse brain...



Immunohistochemical staining of CL1-5 xenograft...



Western blot analysis of A431 cells using...