
Product Datasheet

RPA70 antibody (orb556563)

Description

Rabbit polyclonal antibody to RPA70

Species/Host

Rabbit

Reactivity

Human, Mouse

Conjugation

Unconjugated

Tested

ICC, IHC-P, IP, WB

Applications
Immunogen

Recombinant protein encompassing a sequence within the C-terminus region of human RPA70. The exact sequence is proprietary.

Target

RPA70

Preservatives

0.025% ProClin 300, 1XPBS (pH7), 1% rAlbumin, 20% Glycerol

Form/Appearance

Liquid: 1XPBS, 20% Glycerol (pH7). 0.025% ProClin 300 was added as a preservative.

Concentration

0.4 mg/ml

Storage

Store as concentrated solution. Centrifuge briefly prior to opening vial. For short-term storage (1-2 weeks), store at 4°C. For long-term storage, aliquot and store at -20°C or below. Avoid multiple freeze-thaw cycles.

Note

For research use only

Application notes

Positive control: Mouse liver, 293T, A431, HeLa, HepG2

Isotype

IgG

Clonality

Polyclonal

Purity

Purified by antigen-affinity chromatography.

MW

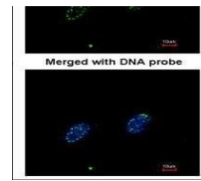
68

Uniprot ID
[P27694](#)
Dilution Range

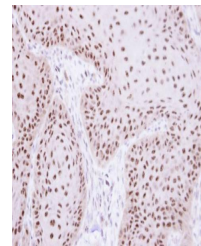
WB: 1:500-1:3000, IF: 1:100-1:1000, IHC-P: 1:100-1:1000, IP: 1:100-1:500

Expiration Date

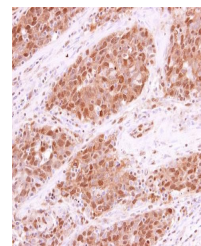
12 months from date of receipt.



Immunofluorescence analysis of HeLa cell...



Immunohistochemical staining of Cal27 Xe...



Immunohistochemical staining of human lu...