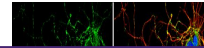


Product Datasheet

RAB3C antibody (orb556549)

Description

Rabbit polyclonal antibody to RAB3C


Species/Host

Rabbit

Reactivity

Human, Mouse, Rat

Conjugation

Unconjugated

Tested Applications

ICC, IHC-P, WB

Immunogen

Full length human RAB3C Recombinant protein.

Target

RAB3C

Preservatives

0.01% Thimerosal. 0.1M Tris-Glycine (pH7), 10% Glycerol

Form/Appearance

Liquid: 0.1M Tris, 0.1M Glycine, 10% Glycerol (pH7). 0.01% Thimerosal was added as a preservative.

Concentration

0.94 mg/ml

Storage

Store as concentrated solution. Centrifuge briefly prior to opening vial. For short-term storage (1-2 weeks), store at 4°C. For long-term storage, aliquot and store at -20°C or below. Avoid multiple freeze-thaw cycles.

Note

For research use only

Application notes

Positive control: Mouse brain , H1299 , rat brain

Isotype

IgG

Clonality

Polyclonal

Purity

Purified by antigen-affinity chromatography.

MW

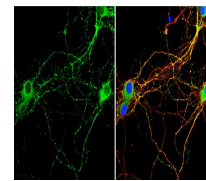
26

Uniprot ID
[Q96E17](https://www.uniprot.org/uniprot/Q96E17)
Dilution Range

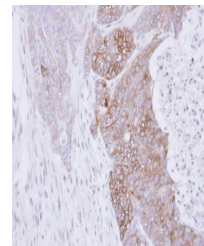
WB: 1:1000-1:10000 , IF: 1:100-1:1000 , IHC-P: 1:100-1:1000

Expiration Date


12 months from date of receipt.



Immunofluorescence analysis of hippocamp...



Immunohistochemical staining of DLD1 xen...



Western blot analysis of Rat tissue usin...