

---

## Product Datasheet

### RANK Ligand antibody (orb556537)

**Description**

Rabbit polyclonal antibody to RANK Ligand

**Species/Host**

Rabbit

**Reactivity**

Human, Mouse, Rat

**Conjugation**

Unconjugated

**Tested Applications**

IHC-P, WB

**Immunogen**

Carrier-protein conjugated synthetic peptide encompassing a sequence within the C-terminus region of human RANKL. The exact sequence is proprietary.

**Target**

RANK Ligand

**Preservatives**

0.01% Thimerosal. 0.1M Tris-Glycine (pH7), 10% Glycerol

**Form/Appearance**

Liquid: 0.1M Tris, 0.1M Glycine, 10% Glycerol (pH7). 0.01% Thimerosal was added as a preservative.

**Concentration**

1 mg/ml

**Storage**

Store as concentrated solution. Centrifuge briefly prior to opening vial. For short-term storage (1-2 weeks), store at 4°C. For long-term storage, aliquot and store at -20°C or below. Avoid multiple freeze-thaw cycles.

**Note**

For research use only

**Application notes**

Positive control: HeLa , rat lung extract

**Isotype**

IgG

**Clonality**

Polyclonal

**Purity**

Purified by antigen-affinity chromatography.

**MW**

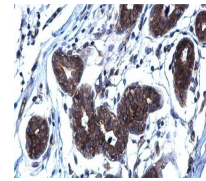
35

**Uniprot ID**
[O14788](https://www.uniprot.org/uniprot/O14788)
**Dilution Range**

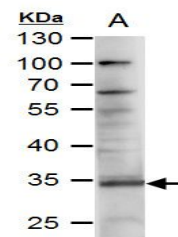
WB: 1:500-1:3000 , IHC-P: 1:100-1:1000

**Expiration Date**

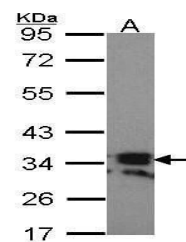
12 months from date of receipt.



Immunohistochemical staining of human br...



Western blot analysis of rat lung using ...



Western blot analysis of HeLa cells usin...