
Product Datasheet

C-C motif chemokine ligand 1 Antibody (orb556525)

Description

Rabbit polyclonal antibody to I-309


Species/Host

Rabbit

Reactivity

Human

Conjugation

Unconjugated

Tested

IHC-P, WB

Applications
Immunogen

Carrier-protein conjugated synthetic peptide encompassing a sequence within the C-terminus region of human I-309. The exact sequence is proprietary.

Target

I-309

Preservatives

0.01% Thimerosal. 0.1M Tris-Glycine (pH7), 10% Glycerol

Form/Appearance

Liquid: 0.1M Tris, 0.1M Glycine, 10% Glycerol (pH7). 0.01% Thimerosal was added as a preservative.

Concentration

0.55 mg/ml

Storage

Store as concentrated solution. Centrifuge briefly prior to opening vial. For short-term storage (1-2 weeks), store at 4°C. For long-term storage, aliquot and store at -20°C or below. Avoid multiple freeze-thaw cycles.

Note

For research use only

Application notes

Positive control: Molt-4

Isotype

IgG

Clonality

Polyclonal

Purity

Purified by antigen-affinity chromatography.

MW

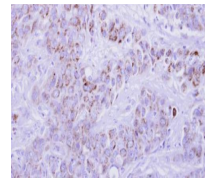
11

Uniprot ID
[P22362](https://www.uniprot.org/uniprot/P22362)
Dilution Range

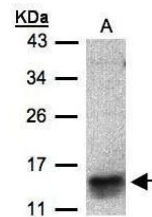
WB: 1:500-1:3000 , IHC-P: 1:100-1:1000

Expiration Date

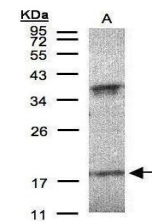
12 months from date of receipt.



Immunohistochemical staining of human br...



Western blot analysis of MOLT4 cells usi...



Western blot analysis of H1299 cells usi...