
Product Datasheet

ZER1 antibody (orb556397)

Description

Rabbit polyclonal antibody to ZER1

Species/Host

Rabbit

Reactivity

Human, Mouse

Conjugation

Unconjugated

Tested

IHC-P, WB

Applications
Immunogen

Recombinant protein encompassing a sequence within the C-terminus region of human ZER1. The exact sequence is proprietary.

Target

ZER1

Preservatives

0.01% Thimerosal. 0.1M Tris-Glycine (pH7), 10% Glycerol

Form/Appearance

Liquid: 0.1M Tris, 0.1M Glycine, 10% Glycerol (pH7). 0.01% Thimerosal was added as a preservative.

Concentration

1 mg/ml

Storage

Store as concentrated solution. Centrifuge briefly prior to opening vial. For short-term storage (1-2 weeks), store at 4°C. For long-term storage, aliquot and store at -20°C or below. Avoid multiple freeze-thaw cycles.

Note

For research use only

Application notes

Positive control: A431 , H1299 , Mouse brain

Isotype

IgG

Clonality

Polyclonal

Purity

Purified by antigen-affinity chromatography.

MW

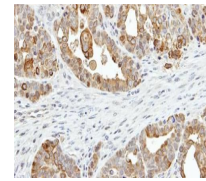
88

Uniprot ID
[Q7Z7L7](https://www.uniprot.org/uniprot/Q7Z7L7)
Dilution Range


WB: 1:500-1:3000 , IHC-P: 1:100-1:1000

Expiration Date

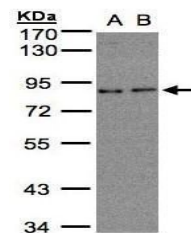
12 months from date of receipt.



Immunohistochemical staining of NCI-N87 ...



Western blot analysis of A431(Lane 1), H...



Western blot analysis of A431(Lane 1), H...