
Product Datasheet

AKAP10 antibody (orb556356)

Description

Rabbit polyclonal antibody to AKAP10

Species/Host

Rabbit

Reactivity

Human, Mouse, Rat

Conjugation

Unconjugated

Tested Applications

ICC, IHC-P

Immunogen

Carrier-protein conjugated synthetic peptide encompassing a sequence within the C-terminus region of human AKAP10. The exact sequence is proprietary.

Target

AKAP10

Preservatives

0.01% Thimerosal. 0.1M Tris-Glycine (pH7), 10% Glycerol

Form/Appearance

Liquid: 0.1M Tris, 0.1M Glycine, 10% Glycerol (pH7). 0.01% Thimerosal was added as a preservative.

Concentration

0.35 mg/ml

Storage

Store as concentrated solution. Centrifuge briefly prior to opening vial. For short-term storage (1-2 weeks), store at 4°C. For long-term storage, aliquot and store at -20°C or below. Avoid multiple freeze-thaw cycles.

Note

For research use only

Isotype

IgG

Clonality

Polyclonal

Purity

Purified by antigen-affinity chromatography.

MW

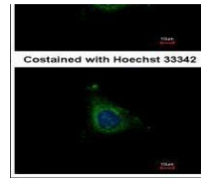

74

Uniprot ID
[O43572](https://www.uniprot.org/uniprot/O43572)
Dilution Range

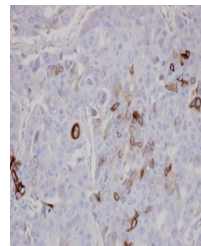
IF: 1:100-1:1000 , IHC-P: 1:100-1:1000

Expiration Date

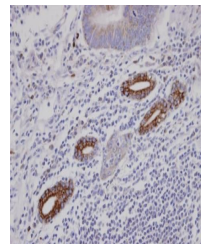
12 months from date of receipt.



Immunofluorescence analysis of HeLa cell...



Immunohistochemical staining of human OV...



Immunohistochemical staining of human ga...