
Product Datasheet

STAP2 antibody (orb556326)

Description

Rabbit polyclonal antibody to STAP2

Species/Host

Rabbit

Reactivity

Human

Conjugation

Unconjugated

Tested

ICC, IHC-P, WB

Applications
Immunogen

Carrier-protein conjugated synthetic peptide encompassing a sequence within the C-terminus region of human STAP2. The exact sequence is proprietary.

Target

STAP2

Preservatives

0.01% Thimerosal. 1XPBS (pH7), 10% Glycerol

Form/Appearance

Liquid: 1XPBS, 10% Glycerol (pH7). 0.01% Thimerosal was added as a preservative.

Concentration

1 mg/ml

Storage

Store as concentrated solution. Centrifuge briefly prior to opening vial. For short-term storage (1-2 weeks), store at 4°C. For long-term storage, aliquot and store at -20°C or below. Avoid multiple freeze-thaw cycles.

Note

For research use only

Application notes

Positive control: HCT116

Isotype

IgG

Clonality

Polyclonal

Purity

Purified by antigen-affinity chromatography.

MW

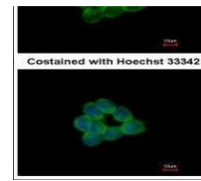

45

Uniprot ID
[Q9UGK3](https://www.uniprot.org/uniprot/Q9UGK3)
Dilution Range

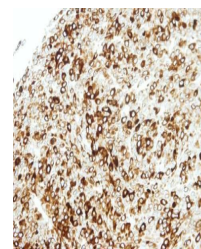
WB: 1:500-1:3000 , IF: 1:100-1:1000 , IHC-P: 1:100-1:1000

Expiration Date

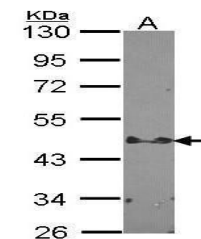
12 months from date of receipt.



Immunofluorescence analysis of HCT116 ce...



Immunohistochemical staining of BT483 xe...



Western blot analysis of HCT116 cell usi...