
Product Datasheet

NT5C2 antibody (orb556276)

Description

Rabbit polyclonal antibody to NT5C2

Species/Host

Rabbit

Reactivity

Human, Mouse

Conjugation

Unconjugated

Tested Applications

IHC-P, WB

Immunogen

Recombinant protein encompassing a sequence within the center region of human NT5C2. The exact sequence is proprietary.

Target

NT5C2

Preservatives

0.01% Thimerosal. 0.1M Tris-Glycine (pH7), 10% Glycerol

Form/Appearance

Liquid: 0.1M Tris, 0.1M Glycine, 10% Glycerol (pH7). 0.01% Thimerosal was added as a preservative.

Concentration

1 mg/ml

Storage

Store as concentrated solution. Centrifuge briefly prior to opening vial. For short-term storage (1-2 weeks), store at 4°C. For long-term storage, aliquot and store at -20°C or below. Avoid multiple freeze-thaw cycles.

Note

For research use only

Application notes

Positive control: Mouse liver , H1299 , HeLaS3

Isotype

IgG

Clonality

Polyclonal

Purity

Purified by antigen-affinity chromatography.

MW

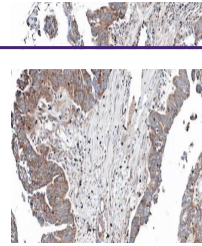
65

Uniprot ID
[P49902](#)
Dilution Range

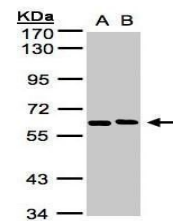
WB: 1:500-1:3000 , IHC-P: 1:100-1:1000

Expiration Date


12 months from date of receipt.



Immunohistochemical staining of human ov...



Western blot analysis of H1299(Lane 1), ...



Western blot analysis of H1299(Lane 1), ...