

Product Datasheet

Phospholipid scramblase 1 antibody (orb556241)

Description

Rabbit polyclonal antibody to Phospholipid


Species/Host

Rabbit

Reactivity

Human

Conjugation

Unconjugated

Tested Applications

ICC, IHC-P, WB

Immunogen

Recombinant protein encompassing a sequence within the center region of human Phospholipid scramblase 1. The exact sequence is proprietary.

Target

Phospholipid scramblase 1

Preservatives

0.01% Thimerosal, 1XPBS pH 7, 1% rAlbumin, 20% Glycerol

Form/Appearance

Liquid: 0.1M Tris, 0.1M Glycine, 10% Glycerol (pH7). 0.01% Thimerosal was added as a preservative.

Concentration

0.52 mg/ml

Storage

Store as concentrated solution. Centrifuge briefly prior to opening vial. For short-term storage (1-2 weeks), store at 4°C. For long-term storage, aliquot and store at -20°C or below. Avoid multiple freeze-thaw cycles.

Note

For research use only

Isotype

IgG

Clonality

Polyclonal

Purity

Purified by antigen-affinity chromatography.

MW

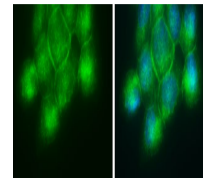
35

Uniprot ID
[O15162](https://www.uniprot.org/entry/O15162)
Dilution Range

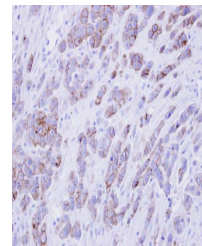
WB: 1:500-1:3000 , IF: 1:100-1:1000 , IHC-P: 1:100-1:1000

Expiration Date

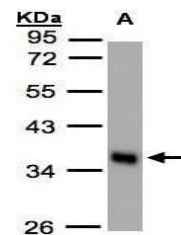
12 months from date of receipt.



Immunofluorescence analysis of A431 cell...



Immunohistochemical staining of MDAMB468...



Western blot analysis of HeLa S3 cells u...