
Product Datasheet

ADP ribosylation factor 5 Antibody (orb556205)

Description

Rabbit polyclonal antibody to ARF5

Species/Host

Rabbit

Reactivity

Human

Conjugation

Unconjugated

Tested Applications

ICC, IHC-P, WB

Immunogen

Carrier-protein conjugated synthetic peptide encompassing a sequence within the center region of human ARF5. The exact sequence is proprietary.

Target

ARF5

Preservatives

0.025% ProClin 300. 1XPBS (pH7), 20% Glycerol

Form/Appearance

Liquid: 1XPBS, 20% Glycerol (pH7). 0.025% ProClin 300 was added as a preservative.

Concentration

0.67 mg/ml

Storage

Store as concentrated solution. Centrifuge briefly prior to opening vial. For short-term storage (1-2 weeks), store at 4°C. For long-term storage, aliquot and store at -20°C or below. Avoid multiple freeze-thaw cycles.

Note

For research use only

Isotype

IgG

Clonality

Polyclonal

Purity

Purified by antigen-affinity chromatography.

MW

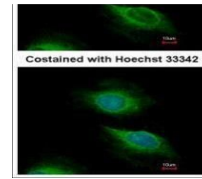
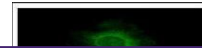
21

Uniprot ID
[P84085](#)
Dilution Range

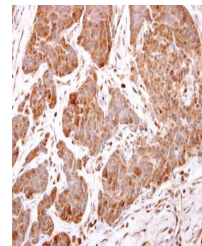
WB: 1:500-1:3000 , IF: 1:100-1:1000 , IHC-P: 1:100-1:1000

Expiration Date


12 months from date of receipt.



Immunofluorescence analysis of HeLa cell...



Immunohistochemical staining of human br...



Western blot analysis of Various whole c...