
Product Datasheet

SOCS4 antibody (orb556197)

Description

Rabbit polyclonal antibody to SOCS4

Species/Host

Rabbit

Reactivity

Human

Conjugation

Unconjugated

Tested

ICC, IHC-P, WB

Applications
Immunogen

Carrier-protein conjugated synthetic peptide encompassing a sequence within the C-terminus region of human SOCS4. The exact sequence is proprietary.

Target

SOCS4

Preservatives

0.01% Thimerosal. 1XPBS (pH7), 40% Glycerol

Form/Appearance

Liquid: 1XPBS, 40% Glycerol (pH7). 0.01% Thimerosal was added as a preservative.

Concentration

1 mg/ml

Storage

Store as concentrated solution. Centrifuge briefly prior to opening vial. For short-term storage (1-2 weeks), store at 4°C. For long-term storage, aliquot and store at -20°C or below. Avoid multiple freeze-thaw cycles.

Note

For research use only

Application notes

Positive control: HeLaS3

Isotype

IgG

Clonality

Polyclonal

Purity

Purified by antigen-affinity chromatography.

MW

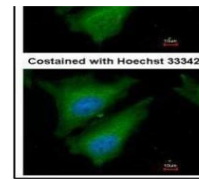
51

Uniprot ID
[Q8WXH5](https://www.uniprot.org/uniprot/Q8WXH5)
Dilution Range

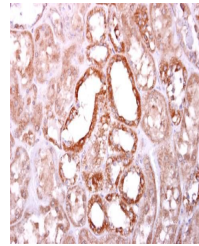
WB: 1:500-1:3000 , IF: 1:100-1:1000 , IHC-P: 1:100-1:1000

Expiration Date

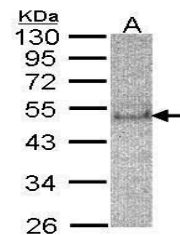
12 months from date of receipt.



Immunofluorescence analysis of HeLa cell...



Immunohistochemical staining of human no...



Western blot analysis of HeLa S3 cells u...