

Product Datasheet

hydroxysteroid 11-beta dehydrogenase 1 Antibody (orb556184)

Description

Rabbit polyclonal antibody to HSD11B1


Species/Host

Rabbit

Reactivity

Human, Sheep

Conjugation

Unconjugated

Tested Applications

ICC, IHC-Fr, IHC-P, WB

Immunogen

Carrier-protein conjugated synthetic peptide encompassing a sequence within the C-terminus region of human HSD11B1. The exact sequence is proprietary.

Target

HSD11B1

Preservatives

0.01% Thimerosal. 1XPBS (pH7), 40% Glycerol

Form/Appearance

Liquid: 1XPBS, 40% Glycerol (pH7). 0.01% Thimerosal was added as a preservative.

Concentration

1 mg/ml

Storage

Store as concentrated solution. Centrifuge briefly prior to opening vial. For short-term storage (1-2 weeks), store at 4°C. For long-term storage, aliquot and store at -20°C or below. Avoid multiple freeze-thaw cycles.

Note

For research use only

Application notes

Positive control: HepG2

Isotype

IgG

Clonality

Polyclonal

Purity

Purified by antigen-affinity chromatography.

MW

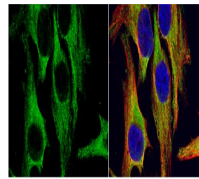
32

Uniprot ID
[P28845](https://www.uniprot.org/protein/P28845)
Dilution Range

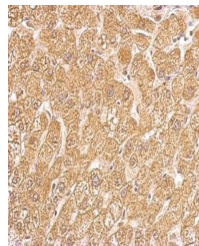
WB: 1:500-1:3000 , IF: 1:100-1:1000-P: 1:100-1:1000-Fr

Expiration Date


12 months from date of receipt.



Immunofluorescence analysis of HeLa cell...



Immunohistochemical staining of human he...



Western blot analysis of Hep G2 cells us...