

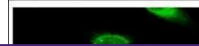
---

## Product Datasheet

**aldo-keto reductase family 7 member A2 Antibody  
(orb556160)**

**Description**

Rabbit polyclonal antibody to AKR7A2


**Species/Host**

Rabbit

**Reactivity**

Human, Mouse

**Conjugation**

Unconjugated

**Tested**

ICC, IHC-P, WB

**Applications**

Immunofluorescence analysis of HeLa cell...

**Immunogen**

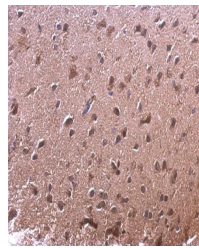
Recombinant protein encompassing a sequence within the center region of human AKR7A2. The exact sequence is proprietary.

**Target**

AKR7A2

**Preservatives**

0.01% Thimerosal. 0.1M Tris-Glycine (pH7), 10% Glycerol



Immunohistochemical staining of mouse fo...

**Form/Appearance**

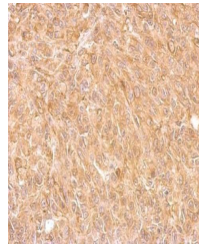
Liquid: 0.1M Tris, 0.1M Glycine, 10% Glycerol (pH7). 0.01% Thimerosal was added as a preservative.

**Concentration**

1 mg/ml

**Storage**

Store as concentrated solution. Centrifuge briefly prior to opening vial. For short-term storage (1-2 weeks), store at 4°C. For long-term storage, aliquot and store at -20°C or below. Avoid multiple freeze-thaw cycles.



Immunohistochemical staining of SkHep1 X...

**Note**

For research use only

**Application notes**

Positive control: A431

**Isotype**

IgG

**Clonality**

Polyclonal

**Purity**

Purified by antigen-affinity chromatography.

**MW**

40

**Uniprot ID**
[O43488](https://www.uniprot.org/uniprot/O43488)
**Dilution Range**

WB: 1:500-1:3000 , IF: 1:100-1:1000 , IHC-P: 1:100-1:1000

**Expiration Date**

12 months from date of receipt.