
Product Datasheet

branched chain amino acid transaminase 2 Antibody (orb556145)

Description

Rabbit polyclonal antibody to BCAT2


Species/Host

Rabbit

Reactivity

Human

Conjugation

Unconjugated

Tested Applications

IHC-P, WB

Immunogen

Recombinant protein encompassing a sequence within the center region of human BCAT2. The exact sequence is proprietary.

Target

BCAT2

Preservatives

0.025% ProClin 300, 1XPBS (pH7), 1% rAlbumin, 20% Glycerol

Form/Appearance

Liquid: 1XPBS, 1% rAlbumin, 20% Glycerol (pH7). 0.025% ProClin 300 was added as a preservative.

Concentration

0.19 mg/ml

Storage

Store as concentrated solution. Centrifuge briefly prior to opening vial. For short-term storage (1-2 weeks), store at 4°C. For long-term storage, aliquot and store at -20°C or below. Avoid multiple freeze-thaw cycles.

Note

For research use only

Application notes

Positive control: BCAT2-transfected 293T

Isotype

IgG

Clonality

Polyclonal

Purity

Purified by antigen-affinity chromatography.

MW

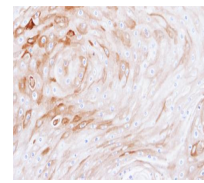
44

Uniprot ID
[O15382](https://www.uniprot.org/entry/O15382)
Dilution Range

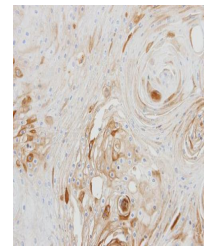
WB: 1:500-1:3000 , IHC-P: 1:100-1:1000

Expiration Date

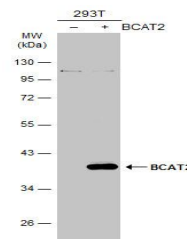
12 months from date of receipt.



Immunohistochemical staining of Ca922 xe...



Immunohistochemical staining of Ca922 xe...



Western blot analysis of 293T cells usin...