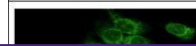

Product Datasheet

hydroxysteroid 17-beta dehydrogenase 4 Antibody (orb556120)

Description

Rabbit polyclonal antibody to HSD17B4


Species/Host

Rabbit

Reactivity

Human, Rat

Conjugation

Unconjugated

Tested

ICC, IHC-P, WB

Applications

Immunofluorescence analysis of Hep3B cel...

Immunogen

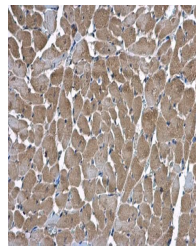
Recombinant protein encompassing a sequence within the center region of human HSD17B4. The exact sequence is proprietary.

Target

HSD17B4

Preservatives

0.01% Thimerosal. 0.1M Tris-Glycine (pH7), 10% Glycerol


Form/Appearance

Liquid: 0.1M Tris, 0.1M Glycine, 10% Glycerol (pH7). 0.01% Thimerosal was added as a preservative.

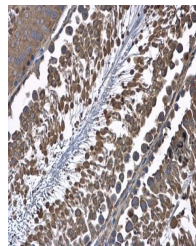
Immunohistochemical staining of rat hear...

Concentration

1 mg/ml

Storage

Store as concentrated solution. Centrifuge briefly prior to opening vial. For short-term storage (1-2 weeks), store at 4°C. For long-term storage, aliquot and store at -20°C or below. Avoid multiple freeze-thaw cycles.


Note

For research use only

Immunohistochemical staining of rat test...

Application notes

Positive control: Rat heart

Isotype

IgG

Clonality

Polyclonal

Purity

Purified by antigen-affinity chromatography.

MW

80

Uniprot ID
[P51659](https://www.uniprot.org/protein/P51659)
Dilution Range

WB: 1:500-1:3000 , IF: 1:100-1:1000 , IHC-P: 1:100-1:1000

Expiration Date

12 months from date of receipt.