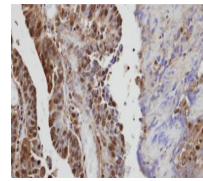
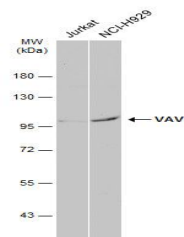

Product Datasheet

**vav guanine nucleotide exchange factor 1
Antibody (orb556095)**

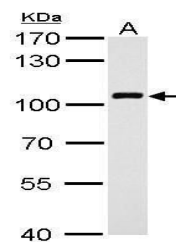
Description	Rabbit polyclonal antibody to VAV1
Species/Host	Rabbit
Reactivity	Human, Mouse
Conjugation	Unconjugated
Tested Applications	IHC-P, IP, WB
Immunogen	Recombinant protein encompassing a sequence within the center region of human VAV1. The exact sequence is proprietary.
Target	VAV1
Preservatives	0.025% ProClin 300. 1XPBS pH 7, 1% rAlbumin, 20% Glycerol
Form/Appearance	Liquid: 0.1M Tris, 0.1M Glycine, 10% Glycerol (pH7). 0.01% Thimerosal was added as a preservative.
Concentration	0.33 mg/ml
Storage	Store as concentrated solution. Centrifuge briefly prior to opening vial. For short-term storage (1-2 weeks), store at 4°C. For long-term storage, aliquot and store at -20°C or below. Avoid multiple freeze-thaw cycles.
Note	For research use only
Application notes	Positive control: BCL-1
Isotype	IgG
Clonality	Polyclonal
Purity	Purified by antigen-affinity chromatography.
MW	98
Uniprot ID	P15498
Dilution Range	WB: 1:500-1:3000 , IHC-P: 1:100-1:1000
Expiration Date	12 months from date of receipt.



Immunohistochemical staining of human se...



Western blot analysis of Various whole c...



Western blot analysis of BCL-1 whole cel...