
Product Datasheet

Calpain 5 antibody (orb556085)

Description

Rabbit polyclonal antibody to Calpain 5

Species/Host

Rabbit

Reactivity

Human, Mouse, Rat

Conjugation

Unconjugated

Tested

ICC, WB

Applications
Immunogen

Recombinant protein encompassing a sequence within the center region of human Calpain 5. The exact sequence is proprietary.

Target

Calpain 5

Preservatives

0.025% ProClin 300, 1XPBS (pH7), 20% Glycerol

Form/Appearance

Liquid: 0.1M Tris, 0.1M Glycine, 10% Glycerol (pH7). 0.01% Thimerosal was added as a preservative.

Concentration

0.47 mg/ml

Storage

Store as concentrated solution. Centrifuge briefly prior to opening vial. For short-term storage (1-2 weeks), store at 4°C. For long-term storage, aliquot and store at -20°C or below. Avoid multiple freeze-thaw cycles.

Note

For research use only

Application notes

Positive control: mouse uterus, RMS-13

Isotype

IgG

Clonality

Polyclonal

Purity

Purified by antigen-affinity chromatography.

MW

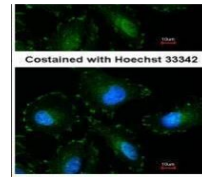
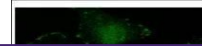
73

Uniprot ID
[O15484](https://www.uniprot.org/entry/O15484)
Dilution Range

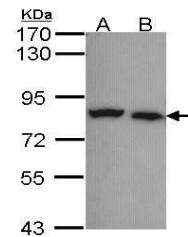
WB: 1:500-1:3000, IF: 1:100-1:1000

Expiration Date

12 months from date of receipt.



Immunofluorescence analysis of HeLa cell...



Western blot analysis of A431(Lane 1), H...