
Product Datasheet

phosphodiesterase 4B Antibody (orb556058)

Description

Rabbit polyclonal antibody to PDE4B

Species/Host

Rabbit

Reactivity

Human

Conjugation

Unconjugated

Tested Applications

WB

Applications
Immunogen

Recombinant protein encompassing a sequence within the C-terminus region of human PDE4B. The exact sequence is proprietary.

Target

PDE4B

Preservatives

0.01% Thimerosal. 1XPBS (pH7), 10% Glycerol

Form/Appearance

Liquid: 1XPBS, 10% Glycerol (pH7). 0.01% Thimerosal was added as a preservative.

Concentration

0.72 mg/ml

Storage

Store as concentrated solution. Centrifuge briefly prior to opening vial. For short-term storage (1-2 weeks), store at 4°C. For long-term storage, aliquot and store at -20°C or below. Avoid multiple freeze-thaw cycles.

Note

For research use only

Application notes

Positive control: NT2D1 , PC-3 , HCT116

Isotype

IgG

Clonality

Polyclonal

Purity

Purified by antigen-affinity chromatography.

MW

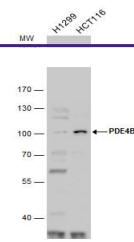
83

Uniprot ID
[Q07343](https://www.uniprot.org/protein/Q07343)
Dilution Range

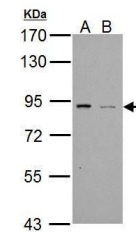
WB: 1:500-1:3000

Expiration Date

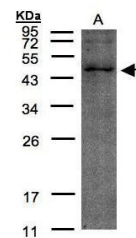
12 months from date of receipt.



Western blot analysis of NT2D1(Lane 1)



Western blot analysis of NT2D1(Lane 1), ...



Western blot analysis of HeLa S3 cells u...