

---

## Product Datasheet

### Desmoglein 2 antibody (orb556042)

**Description**

Rabbit polyclonal antibody to Desmoglein 2

**Species/Host**

Rabbit

**Reactivity**

Human, Mouse

**Conjugation**

Unconjugated

**Tested Applications**

ICC, IHC-P, WB

**Immunogen**

Recombinant protein encompassing a sequence within the N-terminus region of human Desmoglein 2. The exact sequence is proprietary.

**Target**

Desmoglein 2

**Preservatives**

0.025% ProClin 300, 1XPBS (pH7), 1% rAlbumin, 20% Glycerol

**Form/Appearance**

Liquid: 0.1M Tris, 0.1M Glycine, 10% Glycerol (pH7). 0.01% Thimerosal was added as a preservative.

**Concentration**

1 mg/ml

**Storage**

Store as concentrated solution. Centrifuge briefly prior to opening vial. For short-term storage (1-2 weeks), store at 4°C. For long-term storage, aliquot and store at -20°C or below. Avoid multiple freeze-thaw cycles.

**Note**

For research use only

**Isotype**

IgG

**Clonality**

Polyclonal

**Purity**

Purified by antigen-affinity chromatography.

**MW**

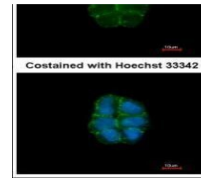

122

**Uniprot ID**
[Q14126](https://www.uniprot.org/uniprot/Q14126)
**Dilution Range**

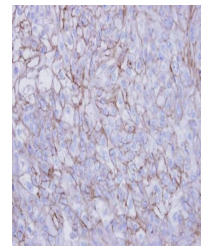
WB: 1:500-1:3000, IF: 1:100-1:1000, IHC-P: 1:100-1:1000

**Expiration Date**

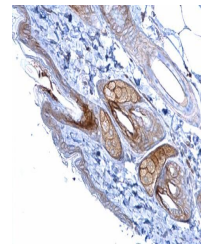
12 months from date of receipt.



Immunofluorescence analysis of A431 cell...



Immunohistochemical staining of DU145 xe...



Immunohistochemical staining of mouse sk...