
Product Datasheet

PSMA7 antibody (orb555979)

Description

Rabbit polyclonal antibody to PSMA7

Species/Host

Rabbit

Reactivity

Human, Mouse

Conjugation

Unconjugated

Tested

IHC-P, WB

Applications
Immunogen

Recombinant protein encompassing a sequence within the center region of human Proteasome 20S alpha 7. The exact sequence is proprietary.

Target

PSMA7

Preservatives

0.01% Thimerosal. 0.1M Tris-Glycine (pH7), 10% Glycerol

Form/Appearance

Liquid: 0.1M Tris, 0.1M Glycine, 10% Glycerol (pH7). 0.01% Thimerosal was added as a preservative.

Concentration

0.32 mg/ml

Storage

Store as concentrated solution. Centrifuge briefly prior to opening vial. For short-term storage (1-2 weeks), store at 4°C. For long-term storage, aliquot and store at -20°C or below. Avoid multiple freeze-thaw cycles.

Note

For research use only

Application notes

Positive control: Mouse brain , A431 , H1299 , HeLa , HepG2 , DDDDK-tagged PSMA7-transfected 293T

Isotype

IgG

Clonality

Polyclonal

Purity

Purified by antigen-affinity chromatography.

MW

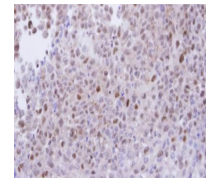
28

Uniprot ID
[O14818](https://www.uniprot.org/entry/O14818)
Dilution Range

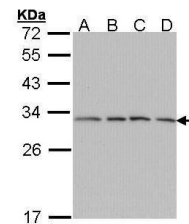
WB: 1:500-1:3000 , IHC-P: 1:100-1:1000

Expiration Date


12 months from date of receipt.



Immunohistochemical staining of CL1-5 xenograft tissue.



Western blot analysis of A431(Lane 1), HepG2(Lane 2).



Western blot analysis of A431(Lane 1), HepG2(Lane 2).