
Product Datasheet

CAPZB antibody (orb555972)

Description

Rabbit polyclonal antibody to CAPZB

Species/Host

Rabbit

Reactivity

Human, Mouse, Zebrafish

Conjugation

Unconjugated

Tested Applications

IHC-P, WB

Immunogen

Recombinant protein encompassing a sequence within the center region of human CAPZB. The exact sequence is proprietary.

Target

CAPZB

Preservatives

0.01% Thimerosal. 1XPBS (pH7), 40% Glycerol

Form/Appearance

Liquid: 1XPBS, 40% Glycerol (pH7). 0.01% Thimerosal was added as a preservative.

Concentration

2 mg/ml

Storage

Store as concentrated solution. Centrifuge briefly prior to opening vial. For short-term storage (1-2 weeks), store at 4°C. For long-term storage, aliquot and store at -20°C or below. Avoid multiple freeze-thaw cycles.

Note

For research use only

Application notes

Positive control: Mouse brain , H1299

Isotype

IgG

Clonality

Polyclonal

Purity

Affinity purified by Protein A.

MW

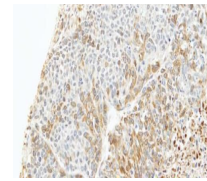
31

Uniprot ID
[P47756](#)
Dilution Range


WB: 1:500-1:3000 , IHC-P: 1:100-1:1000

Expiration Date

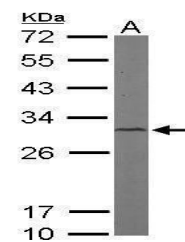
12 months from date of receipt.



Immunohistochemical staining of 59T xeno...



Western blot analysis of H1299 cells usi...



Western blot analysis of mouse brain usi...