
Product Datasheet

A-RAF antibody (orb555953)

Description

Rabbit polyclonal antibody to A-RAF

Species/Host

Rabbit

Reactivity

Human, Mouse

Conjugation

Unconjugated

Tested Applications

ICC, IHC-P, WB

Immunogen

Recombinant protein encompassing a sequence within the C-terminus region of human A-RAF. The exact sequence is proprietary.

Target

A-RAF

Preservatives

0.01% Thimerosal. 0.1M Tris-Glycine (pH7), 10% Glycerol

Form/Appearance

Liquid: 0.1M Tris, 0.1M Glycine, 10% Glycerol (pH7). 0.01% Thimerosal was added as a preservative.

Concentration

0.85 mg/ml

Storage

Store as concentrated solution. Centrifuge briefly prior to opening vial. For short-term storage (1-2 weeks), store at 4°C. For long-term storage, aliquot and store at -20°C or below. Avoid multiple freeze-thaw cycles.

Note

For research use only

Application notes

Positive control: HeLa , NIH-3T3

Isotype

IgG

Clonality

Polyclonal

Purity

Purified by antigen-affinity chromatography.

MW

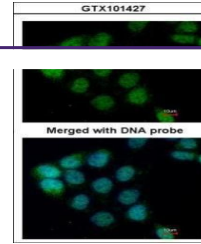
68

Uniprot ID
[P10398](#)
Dilution Range

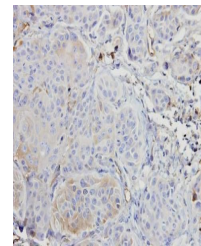
WB: 1:500-1:3000 , IF: 1:100-1:1000 , IHC-P: 1:100-1:1000

Expiration Date


12 months from date of receipt.



Immunofluorescence analysis of A431 cell...



Immunohistochemical staining of Cal27 Xe...



Western blot analysis of NIH-3T3 cells u...