
Product Datasheet

Flotillin 2 antibody (orb555898)

Description

Rabbit polyclonal antibody to Flotillin 2

Species/Host

Rabbit

Reactivity

Human, Mouse, Rat

Conjugation

Unconjugated

Tested Applications

ICC, IHC-P, IP, WB

Immunogen

Carrier-protein conjugated synthetic peptide encompassing a sequence within the C-terminus region of human Flotillin 2. The exact sequence is proprietary.

Target

Flotillin 2

Preservatives

0.01% Thimerosal. 1XPBS (pH7), 20% Glycerol

Form/Appearance

Liquid: 1XPBS, 20% Glycerol (pH7). 0.01% Thimerosal was added as a preservative.

Concentration

1 mg/ml

Storage

Store as concentrated solution. Centrifuge briefly prior to opening vial. For short-term storage (1-2 weeks), store at 4°C. For long-term storage, aliquot and store at -20°C or below. Avoid multiple freeze-thaw cycles.

Note

For research use only

Application notes

Positive control: HeLa , mouse brain , rat brain

Isotype

IgG

Clonality

Polyclonal

Purity

Purified by antigen-affinity chromatography.

MW

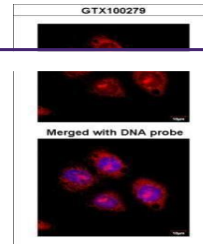
47

Uniprot ID
[Q14254](https://www.uniprot.org/uniprot/Q14254)
Dilution Range

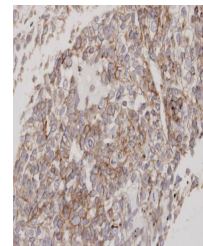
WB: 1:500-1:3000 , IF: 1:100-1:1000 , IHC-P: 1:100-1:1000 , IP: 1:100-1:500

Expiration Date

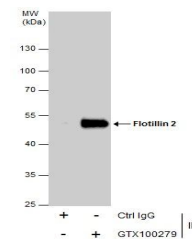
12 months from date of receipt.



Immunofluorescence analysis of HeLa3 ce...



Immunohistochemical staining of human lu...



Immunoprecipitation analysis of HeLa Who...