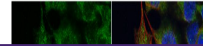


Product Datasheet

TRIM23 antibody (orb555874)

Description

Rabbit polyclonal antibody to TRIM23


Species/Host

Rabbit

Reactivity

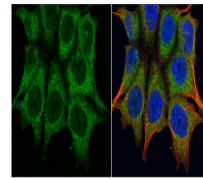
Human, Mouse

Conjugation

Unconjugated

Tested

ICC, IHC-Fr, IHC-P, WB

Applications


Immunofluorescence analysis of HCT116 ce...

Immunogen

Carrier-protein conjugated synthetic peptide encompassing a sequence within the N-terminus region of human TRIM23. The exact sequence is proprietary.

Target

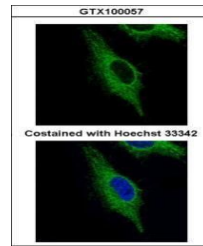
TRIM23

Preservatives

0.025% ProClin 300, 1XPBS (pH7), 20% Glycerol

Form/Appearance

Liquid: 1XPBS, 20% Glycerol (pH7). 0.01% Thimerosal was added as a preservative.



Immunofluorescence analysis of HeLa cell...

Concentration

1 mg/ml

Storage

Store as concentrated solution. Centrifuge briefly prior to opening vial. For short-term storage (1-2 weeks), store at 4°C. For long-term storage, aliquot and store at -20°C or below. Avoid multiple freeze-thaw cycles.

Note

For research use only

Isotype

IgG

Clonality

Polyclonal

Purity

Purified by antigen-affinity chromatography.

MW

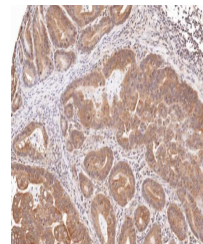
64

Uniprot ID
[P36406](https://www.uniprot.org/uniprot/P36406)
Dilution Range

WB: 1:500-1:3000, IF: 1:100-1:1000, IHC-P: 1:100-1:1000

Expiration Date

12 months from date of receipt.



Immunohistochemical staining of human ga...