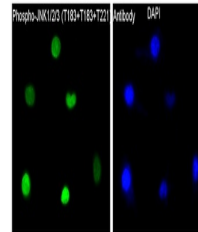


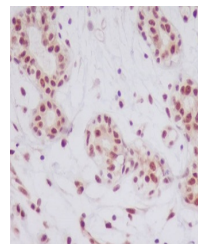
Product Datasheet

Phospho-JNK1/2/3 (T183+T183+T221) MAPK8 Monoclonal Antibody (orb548533)

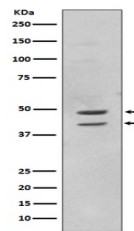
Description	Phospho-JNK1/2/3 (T183+T183+T221) MAPK8 Monoclonal Antibody
Species/Host	Rabbit
Reactivity	Human, Mouse, Rat
Conjugation	Unconjugated
Tested Applications	FC, ICC, IF, IHC, IP, WB
Immunogen	A synthesized peptide derived from human Phospho-JNK1/2/3 (T183+T183+T221) Phospho-JNK1/2/3 (T183+T183+T221)
Form/Appearance	Liquid
Concentration	Actual concentration vary by lot. Use suggested dilution ratio to decide dilution procedure.
Storage	Maintain refrigerated at 2-8°C for up to 2 weeks. For long term storage store at -20°C in small aliquots to prevent freeze-thaw cycles.
Note	For research use only
Application notes	WB 1:500-1:2000 IHC 1:50-1:200 ICC/IF 1:50-1:200 IP 1:50 FC 1:50
Isotype	Rabbit IgG
Clonality	Monoclonal
Uniprot ID	P53779, P45983, P45984
Expiration Date	12 months from date of receipt.



IF analysis of immunocytochemical section...



IHC analysis of MAPK8 using anti-MAPK8 a...



Western blot analysis of MAPK8 expression...