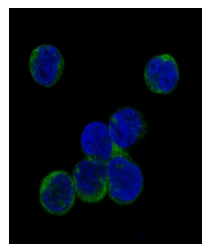


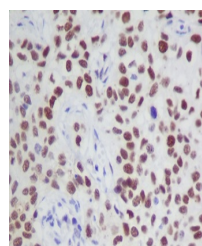
## Product Datasheet

# Phospho-JAK2 (Y1007 + Y1008) Monoclonal Antibody (orb548526)

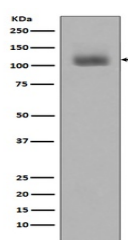
<b>Description</b>	Phospho-JAK2 (Y1007 + Y1008) Monoclonal Antibody
<b>Species/Host</b>	Rabbit
<b>Reactivity</b>	Human, Mouse, Rat
<b>Conjugation</b>	Unconjugated
<b>Tested Applications</b>	FC, ICC, IF, IHC, IP, WB
<b>Immunogen</b>	A synthesized peptide derived from human Phospho-JAK2 (Y1007 + Y1008)
<b>Form/Appearance</b>	Liquid
<b>Concentration</b>	Actual concentration vary by lot. Use suggested dilution ratio to decide dilution procedure.
<b>Storage</b>	Maintain refrigerated at 2-8°C for up to 2 weeks. For long term storage store at -20°C in small aliquots to prevent freeze-thaw cycles.
<b>Note</b>	For research use only
<b>Application notes</b>	WB 1:500-1:2000 IHC 1:50-1:200 ICC/IF 1:50-1:200 IP 1:50 FC 1:30
<b>Isotype</b>	Rabbit IgG
<b>Clonality</b>	Monoclonal
<b>Uniprot ID</b>	<b>O60674</b>
<b>Expiration Date</b>	12 months from date of receipt.



Immunofluorescent analysis of Jurkat cel...



Immunohistochemical analysis of paraffin...



Western blot analysis of JAK2 phosphoryl...