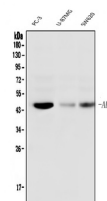


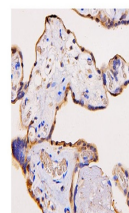
Product Datasheet

ADK Antibody (monoclonal, 7F4) (orb547973)

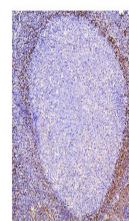
Description	ADK Antibody (monoclonal, 7F4)
Species/Host	Mouse
Reactivity	Human
Conjugation	Unconjugated
Tested Applications	FC, IHC, WB
Immunogen	E. coli-derived human ADK recombinant protein (Position: K165-T351). Human ADK shares 88.8% and 88.2% amino acid (aa) sequence identity with mouse and rat ADK, respectively.
Form/Appearance	Lyophilized
Storage	Store at -20°C for one year from date of receipt. After reconstitution, at 4°C for one month. It can also be aliquotted and stored frozen at -20°C for six months. Avoid repeated freeze-thaw cycles.
Note	For research use only
Application notes	Add 0.2ml of distilled water will yield a concentration of 500µg/ml.
Isotype	Mouse IgG1
Clonality	Monoclonal
MW	45 kDa
Uniprot ID	P55263
Expiration Date	12 months from date of receipt.



Western blot analysis of ADK using anti-ADK antibody.



IHC analysis of ADK using anti-ADK antibody.



IHC analysis of ADK using anti-ADK antibody.