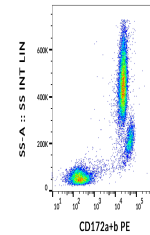


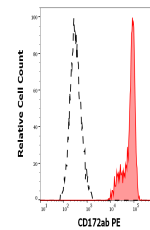
Product Datasheet

CD172a/b antibody (PE) (orb545679)

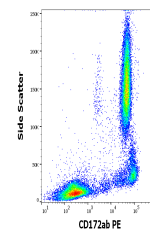
Description	Mouse monoclonal antibody against CD172a/b conjugated to PE
Reactivity	Human
Conjugation	PE
Tested Applications	FC
Immunogen	NIH-3T3 / human CD172a cell line
Target	CD172ab
Preservatives	Stabilizing phosphate buffered saline (PBS), pH 7.4, 15 mM sodium azide
Storage	Store at 2-8°C. Protect from prolonged exposure to light. Do not freeze.
Note	For research use only
Application notes	Flow cytometry: The reagent is designed for analysis of human blood cells using 10 µl reagent / 100 µl of whole blood or 10 ⁶ cells in a suspension. The content of a vial (1 ml) is sufficient for 100 tests.
Isotype	Mouse IgG1
Clonality	Monoclonal
Purity	Purified antibody is conjugated with R-phycoerythrin (PE) under optimum conditions. Unconjugated antibody and free fluorochrome are removed by size-exclusion chromatography.
Dilution Range	Flow cytometry: The reagent is designed for analysis of human blood cells using 10 µl reagent / 100 µl of whole blood or 10 ⁶ cells in a suspension. The content of a vial (1 ml) is sufficient for 100 tests.
Expiration Date	12 months from date of receipt.



Flow cytometry analysis (surface staining...)



Separation of human monocytes (red-filled...)



Flow cytometry surface staining pattern ...