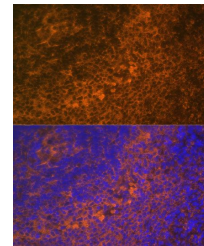


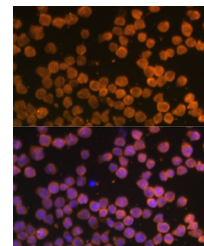
## Product Datasheet

### TNFRSF10A antibody (orb542056)

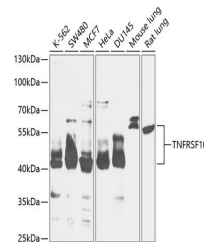
<b>Description</b>	Rabbit polyclonal antibody to TNFRSF10A
<b>Reactivity</b>	Human, Mouse, Rat
<b>Conjugation</b>	Unconjugated
<b>Tested Applications</b>	ICC, IF, WB
<b>Immunogen</b>	Recombinant fusion protein of human TNFRSF10A(NP_003835.3).
<b>Preservatives</b>	PBS with 0.02% sodium azide,50% glycerol,pH7.3.
<b>Storage</b>	Maintain refrigerated at 2-8°C for up to 2 weeks. For long term storage store at -20°C in small aliquots to prevent freeze-thaw cycles.
<b>Note</b>	For research use only
<b>Isotype</b>	IgG
<b>Clonality</b>	Polyclonal
<b>MW</b>	40-55kDa
<b>Uniprot ID</b>	<b>000220</b>
<b>Dilution Range</b>	WB: 1:500-1:2000
<b>Expiration Date</b>	12 months from date of receipt.



Immunofluorescence analysis of rat spleen...



Immunofluorescence analysis of THP-1 cells...



Western blot analysis of extracts of various tissues...