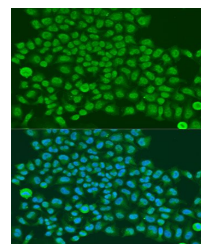


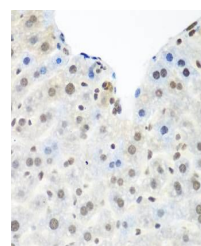
## Product Datasheet

### TARDBP antibody (orb541914)

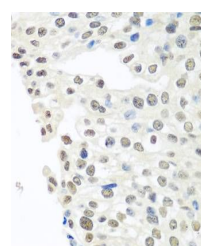
<b>Description</b>	Rabbit polyclonal antibody to TARDBP
<b>Reactivity</b>	Human, Mouse, Rat
<b>Conjugation</b>	Unconjugated
<b>Tested Applications</b>	ICC, IF, IHC, WB
<b>Immunogen</b>	Recombinant fusion protein of human TDP-43/TARDB(NP_031401.1).
<b>Preservatives</b>	PBS with 0.02% sodium azide,50% glycerol,pH7.3.
<b>Storage</b>	Maintain refrigerated at 2-8°C for up to 2 weeks. For long term storage store at -20°C in small aliquots to prevent freeze-thaw cycles.
<b>Note</b>	For research use only
<b>Isotype</b>	IgG
<b>Clonality</b>	Polyclonal
<b>MW</b>	45kDa
<b>Uniprot ID</b>	<a href="#">Q13148</a>
<b>Dilution Range</b>	WB: 1:500-1:2000, IHC-P: 1:50-1:200, IF: 1:50-1:200
<b>Expiration Date</b>	12 months from date of receipt.



Immunofluorescence analysis of U2OS cell...



Immunohistochemical staining of mouse li...



Immunohistochemical staining of human pr...