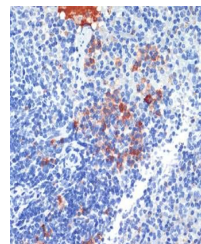


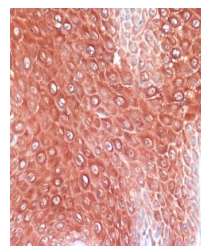
Product Datasheet

Calprotectin antibody (orb541483)

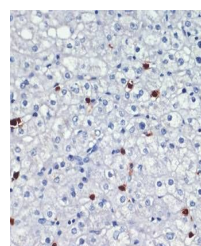
Description	Rabbit Polyclonal antibody to Calprotectin
Reactivity	Human, Mouse, Rat
Conjugation	Unconjugated
Tested Applications	ICC, IF, IHC, WB
Immunogen	Recombinant fusion protein of human S100A8(NP_002955.2).
Preservatives	PBS with 0.01% thiomersal,50% glycerol,pH7.3.
Storage	Store at -20°C. Avoid freeze / thaw cycles.
Note	For research use only
Isotype	IgG
Clonality	Polyclonal
MW	11kDa
Uniprot ID	P05109
Dilution Range	WB: 1:500-1:2000, IHC-P: 1:50-1:100, IF: 1:50-1:100
Expiration Date	12 months from date of receipt.



Immunohistochemical staining of mouse sp...



Immunohistochemical staining of human sk...



Immunohistochemical staining of human li...