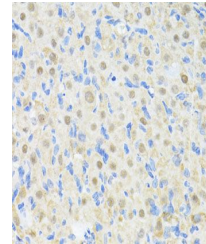


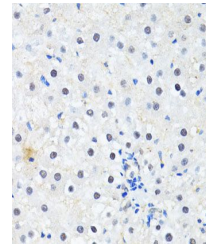
Product Datasheet

PRKAG2 antibody (orb541131)

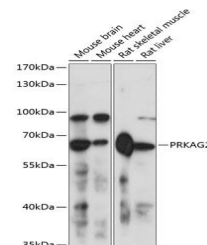
| | |
|----------------------------|---|
| Description | Rabbit polyclonal antibody to PRKAG2 |
| Species/Host | Rabbit |
| Reactivity | Human, Mouse, Rat |
| Conjugation | Unconjugated |
| Tested Applications | WB |
| Immunogen | Recombinant fusion protein of human PRKAG2 (NP_077747.1). |
| Preservatives | Buffer: PBS with 0.02% sodium azide, 50% glycerol, pH7.3. |
| Storage | Maintain refrigerated at 2-8°C for up to 2 weeks. For long term storage store at -20°C in small aliquots to prevent freeze-thaw cycles. |
| Note | For research use only |
| Isotype | IgG |
| Clonality | Polyclonal |
| Purity | Affinity purification |
| MW | 63kDa |
| Uniprot ID | Q9UGJ0 |
| Entrez | 51422 |
| Dilution Range | WB: 1:500-1:2000, IHC-P: 1:50-1:200 |
| Expiration Date | 12 months from date of receipt. |



Immunohistochemical staining of rat ovar...



Immunohistochemical staining of rat live...



Western blot analysis of extracts of var...