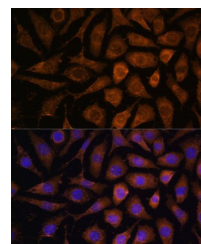


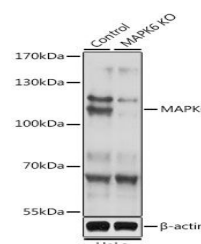
Product Datasheet

MAPK6 antibody (orb540332)

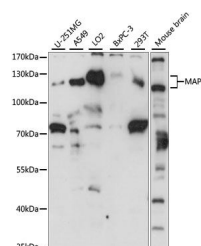
Description	Rabbit polyclonal antibody to MAPK6
Reactivity	Human, Mouse, Rat
Conjugation	Unconjugated
Tested Applications	ICC, IF, IHC, WB
Immunogen	Recombinant fusion protein of human MAPK6(NP_002739.1).
Preservatives	PBS with 0.01% thiomersal,50% glycerol,pH7.3.
Storage	Maintain refrigerated at 2-8°C for up to 2 weeks. For long term storage store at -20°C in small aliquots to prevent freeze-thaw cycles.
Note	For research use only
Isotype	IgG
Clonality	Polyclonal
MW	120kDa
Uniprot ID	Q16659
Dilution Range	WB: 1:200-1:2000
Expiration Date	12 months from date of receipt.



Immunofluorescence analysis of L929 cell...



Western blot analysis of extracts from n...



Western blot analysis of extracts of var...