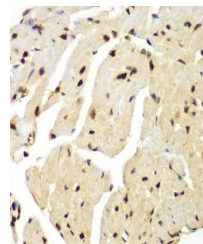


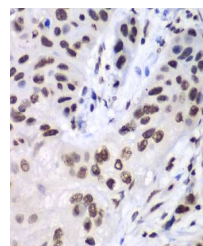
Product Datasheet

LIG3 antibody (orb540225)

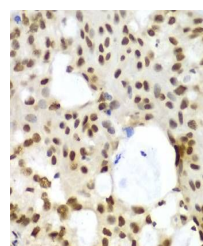
| | |
|----------------------------|---|
| Description | Rabbit polyclonal antibody to LIG3 |
| Reactivity | Human, Mouse, Rat |
| Conjugation | Unconjugated |
| Tested Applications | ICC, IF, IHC, WB |
| Immunogen | Recombinant fusion protein of human DNA Ligase III/LIG3(NP_039269.2). |
| Preservatives | PBS with 0.05% proclin300,50% glycerol,pH7.3. |
| Storage | Maintain refrigerated at 2-8°C for up to 2 weeks. For long term storage store at -20°C in small aliquots to prevent freeze-thaw cycles. |
| Note | For research use only |
| Isotype | IgG |
| Clonality | Polyclonal |
| MW | 105KDa |
| Uniprot ID | P49916 |
| Dilution Range | WB: 1:500-1:2000, IHC-P: 1:50-1:200 |
| Expiration Date | 12 months from date of receipt. |



Immunohistochemical staining of mouse heart tissue.



Immunohistochemical staining of human esophagus tissue.



Immunohistochemical staining of human oocyte tissue.