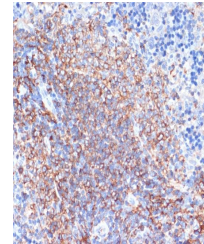


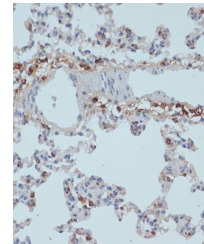
## Product Datasheet

### HLA-DRA antibody (orb539830)

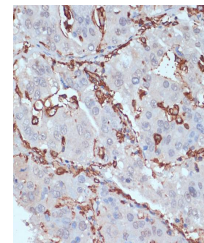
<b>Description</b>	Rabbit polyclonal antibody to HLA-DRA
<b>Species/Host</b>	Rabbit
<b>Reactivity</b>	Human, Rat
<b>Conjugation</b>	Unconjugated
<b>Tested Applications</b>	ELISA, IHC-P, WB
<b>Immunogen</b>	Recombinant fusion protein containing a sequence corresponding to amino acids 26-216 of human HLA-DRA (NP_061984.2).
<b>Preservatives</b>	PBS with 0.01% thimerosal, 50% glycerol, pH 7.3.
<b>Storage</b>	Maintain refrigerated at 2-8°C for up to 2 weeks. For long term storage store at -20°C in small aliquots to prevent freeze-thaw cycles.
<b>Note</b>	For research use only
<b>Isotype</b>	IgG
<b>Clonality</b>	Polyclonal
<b>Purity</b>	Affinity purification
<b>MW</b>	36kDa
<b>Uniprot ID</b>	<b>P01903</b>
<b>Entrez</b>	<b>3122</b>
<b>Dilution Range</b>	WB: 1:500-1:2000
<b>Expiration Date</b>	12 months from date of receipt.



Immunohistochemical staining of rat spleen...



Immunohistochemical staining of rat lung...



Immunohistochemical staining of human li...