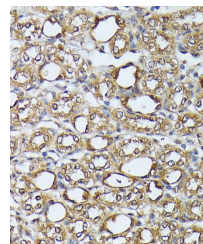


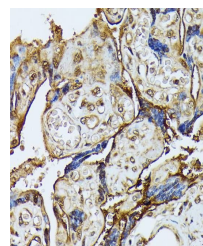
Product Datasheet

DAPK3 antibody (orb539113)

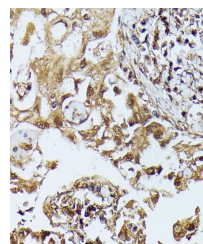
Description	Rabbit polyclonal antibody to DAPK3
Reactivity	Human, Mouse, Rat
Conjugation	Unconjugated
Tested Applications	ICC, IF, IHC, WB
Immunogen	A synthetic peptide of human DAPK3(NP_001339.1).
Preservatives	PBS with 0.01% thiomersal,50% glycerol,pH7.3.
Storage	Maintain refrigerated at 2-8°C for up to 2 weeks. For long term storage store at -20°C in small aliquots to prevent freeze-thaw cycles.
Note	For research use only
Isotype	IgG
Clonality	Polyclonal
MW	55kDa
Uniprot ID	043293
Dilution Range	WB: 1:500-1:2000
Expiration Date	12 months from date of receipt.



Immunohistochemical staining of mouse kidney



Immunohistochemical staining of human placenta



Immunohistochemical staining of human lung