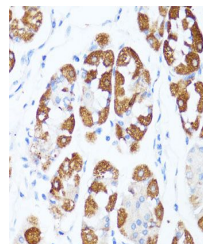


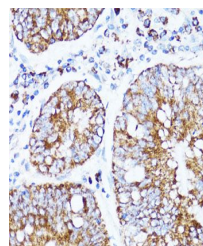
Product Datasheet

Cytochrome C antibody (orb539087)

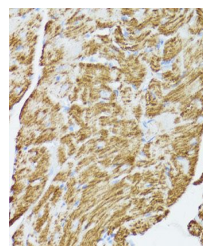
Description	Rabbit Polyclonal antibody to Cytochrome C
Reactivity	Human, Mouse, Rat
Conjugation	Unconjugated
Tested Applications	IHC, WB
Immunogen	Recombinant fusion protein of human Cytochrome C(NP_061820.1).
Preservatives	PBS with 0.02% sodium azide,50% glycerol,pH7.3.
Storage	Maintain refrigerated at 2-8°C for up to 2 weeks. For long term storage store at -20°C in small aliquots to prevent freeze-thaw cycles.
Note	For research use only
Isotype	IgG
Clonality	Polyclonal
MW	11KDa
Uniprot ID	P99999
Dilution Range	WB: 1:500-1:2000, IHC-P: 1:50-1:200, IF: 1:50-1:200
Expiration Date	12 months from date of receipt.



Immunohistochemical staining of human st...



Immunohistochemical staining of human co...



Immunohistochemical staining of rat hear...