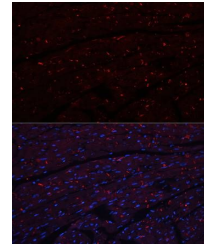


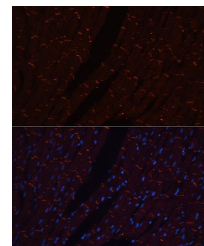
Product Datasheet

N Cadherin antibody (orb538797)

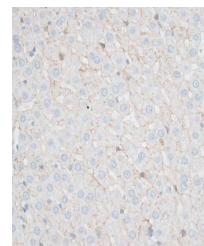
Description	Rabbit Polyclonal antibody to N Cadherin
Reactivity	Human, Mouse, Rat
Conjugation	Unconjugated
Tested Applications	ICC, IF, IHC, WB
Immunogen	A synthetic peptide of human N-Cadherin(NP_001783.2).
Preservatives	PBS with 0.01% thiomersal,50% glycerol,pH7.3.
Storage	Maintain refrigerated at 2-8°C for up to 2 weeks. For long term storage store at -20°C in small aliquots to prevent freeze-thaw cycles.
Note	For research use only
Isotype	IgG
Clonality	Polyclonal
MW	120KDa
Uniprot ID	P19022
Dilution Range	WB: 1:500-1:2000, IHC-P: 1:50-1:200, IF: 1:50-1:200
Expiration Date	12 months from date of receipt.



Immunofluorescence analysis of mouse heart...



Immunofluorescence analysis of rat heart...



Immunohistochemical staining of rat liver...