biorbyt
Explore. Bioreagents.

www.biorbyt.com

Product Datasheet

ARL3 antibody (orb538493)

Description	Rabbit polyclonal antibody to ARL3
Reactivity	Human, Mouse, Rat
Conjugation	Unconjugated
Tested Applications	ICC, IF, IHC, WB
Immunogen	Recombinant fusion protein of human ARL3(NP_004302.1).
Preservatives	PBS with 0.01% thiomersal,50% glycerol,pH7.3.
Storage	Maintain refrigerated at 2-8°C for up to 2 weeks. For long term storage store at -20°C in small aliquots to prevent freeze-thaw cycles.
Note	For research use only
Isotype	IgG
Clonality	Polyclonal
MW	20kDa
Uniprot ID	**P36405**
Dilution Range	WB: 1:500-1:2000
Expiration Date	12 months from date of receipt.

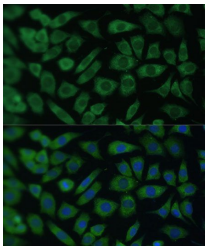

Immunofluorescence analysis of L929 cell...

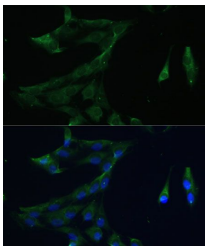

Immunofluorescence analysis of C6 cells ...

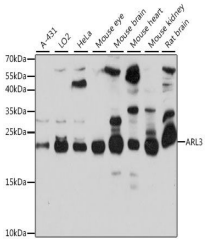

Western blot analysis of extracts of var...

Biorbyt Ltd.
7 Signet Court, Swann's Road, Cambridge, CB5 8LA, United Kingdom
Email: **info@biorbyt.com** | Phone: **+44 (0) 1223 859-353** | Fax: +44 (0)1223 280 240

Biorbyt LLC.
68 TW Alexander Drive
Research Triangle Park
Durham, North Carolina
27709. United States
Email: **info@biorbyt.com** | Phone: **+1 (415) 906-5211** | Fax: +1 (415) 651-8558