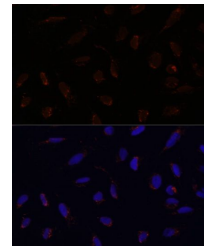


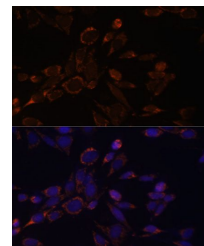
Product Datasheet

ACAT1 antibody (orb538296)

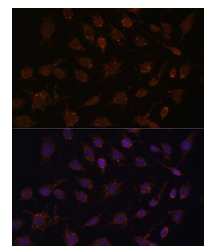
Description	Rabbit polyclonal antibody to ACAT1
Reactivity	Human, Mouse, Rat
Conjugation	Unconjugated
Tested Applications	ICC, IF, IHC, WB
Immunogen	Recombinant fusion protein of human ACAT1(NP_000010.1).
Preservatives	PBS with 0.05% proclin300,50% glycerol,pH7.3.
Storage	Maintain refrigerated at 2-8°C for up to 2 weeks. For long term storage store at -20°C in small aliquots to prevent freeze-thaw cycles.
Note	For research use only
Isotype	IgG
Clonality	Polyclonal
MW	42KDa
Uniprot ID	P24752
Dilution Range	WB: 1:500-1:2000, IHC-P: 1:50-1:200, IF: 1:50-1:200
Expiration Date	12 months from date of receipt.



Immunofluorescence analysis of U-2 OS ce...



Immunofluorescence analysis of NIH-3T3 C...



Immunofluorescence analysis of C6 cells ...