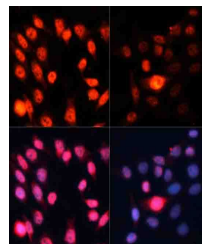


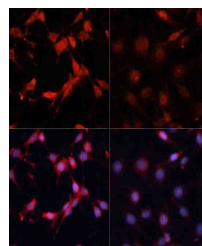
Product Datasheet

P70S6K1 (Phospho-T389) antibody (orb537892)

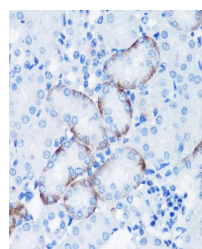
Description	Rabbit polyclonal antibody to P70S6K1 (Phospho-T389)
Reactivity	Human, Mouse, Rat
Conjugation	Unconjugated
Tested Applications	ICC, IF, WB
Immunogen	A synthetic phosphorylated peptide around T389 of human P70 S6K(NP_003152.1).
Preservatives	PBS with 0.05% proclin300,50% glycerol,pH7.3.
Storage	Maintain refrigerated at 2-8°C for up to 2 weeks. For long term storage store at -20°C in small aliquots to prevent freeze-thaw cycles.
Note	For research use only
Isotype	IgG
Clonality	Polyclonal
MW	70KDa
Uniprot ID	P23443
Dilution Range	WB: 1:500-1:2000, IHC-P: 1:50-1:200, IF: 1:50-1:200
Expiration Date	12 months from date of receipt.



Immunofluorescence analysis of HeLa cell...



Immunofluorescence analysis of C6 cells ...



Immunohistochemical staining of mouse ki...