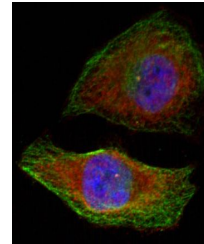


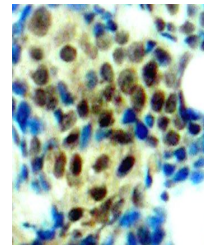
Product Datasheet

MAPK3 (Phospho-T202) antibody (orb537297)

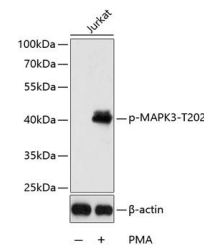
| | |
|----------------------------|---|
| Description | Rabbit polyclonal antibody to MAPK3 (Phospho-T202) |
| Reactivity | Human, Mouse, Rat |
| Conjugation | Unconjugated |
| Tested Applications | ICC, IF, IHC, WB |
| Immunogen | A synthetic phosphorylated peptide around T202 of human ERK1/ERK2(NP_002737.2). |
| Preservatives | PBS with 0.02% sodium azide,50% glycerol,pH7.3. |
| Storage | Maintain refrigerated at 2-8°C for up to 2 weeks. For long term storage store at -20°C in small aliquots to prevent freeze-thaw cycles. |
| Note | For research use only |
| Isotype | IgG |
| Clonality | Polyclonal |
| MW | 42KDa/44KDa |
| Uniprot ID | P27361, P28482 |
| Dilution Range | WB: 1:500-1:2000, IHC-P: 1:50-1:100, IF: 1:100-1:200 |
| Expiration Date | 12 months from date of receipt. |



Immunofluorescence analysis of HeLa cell...



Immunohistochemical staining of human br...



Western blot analysis of extracts of Jur...