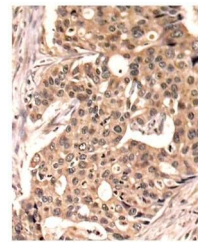


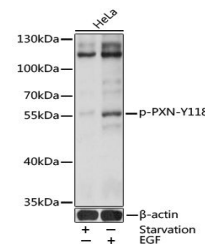
Product Datasheet

PXN (Phospho-Y118) antibody (orb536775)

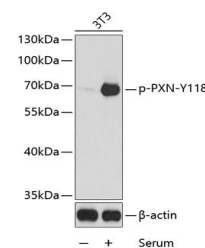
Description	Rabbit polyclonal antibody to PXN (Phospho-Y118)
Species/Host	Rabbit
Reactivity	Human, Mouse, Rat
Conjugation	Unconjugated
Tested Applications	IHC, WB
Immunogen	A phospho specific peptide corresponding to residues surrounding Y118 of human Paxillin
Preservatives	Buffer: PBS with 0.02% sodium azide, 50% glycerol, pH 7.3.
Storage	Maintain refrigerated at 2-8°C for up to 2 weeks. For long term storage store at -20°C in small aliquots to prevent freeze-thaw cycles.
Note	For research use only
Isotype	IgG
Clonality	Polyclonal
Purity	Affinity purification
MW	70kDa
Uniprot ID	P49023
Entrez	5829
Dilution Range	WB: 1:500-1:2000, IHC-P: 1:50-1:100
Expiration Date	12 months from date of receipt.



Immunohistochemical staining of human br...



Western blot analysis of extracts of HeL...



Western blot analysis of extracts from 3...