

Product Datasheet

APOBEC3F antibody (orb536741)

Description Rabbit polyclonal antibody to APOBEC3F

Reactivity Human, Mouse, Rat

Conjugation Unconjugated

Tested Applications IHC, WB

Immunogen Recombinant fusion protein of human APOBEC3F(NP_660341.2).

Preservatives PBS with 0.01% thiomersal,50% glycerol,pH7.3.

Storage Maintain refrigerated at 2-8°C for up to 2 weeks. For long term storage store at -20°C in small aliquots to prevent freeze-thaw cycles.

Note For research use only

Isotype IgG

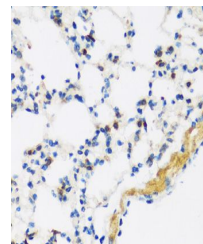
Clonality Polyclonal

MW 45kDa

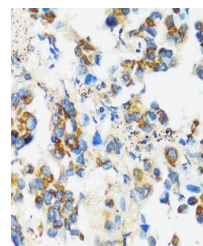
Uniprot ID [Q8IUX4](#)

Dilution Range WB: 1:500-1:2000

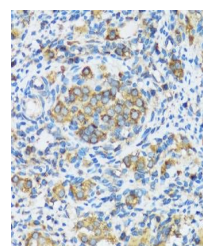
Expiration Date 12 months from date of receipt.



Immunohistochemical staining of mouse lu...



Immunohistochemical staining of human lu...



Immunohistochemical staining of rat ovar...