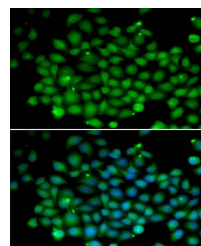


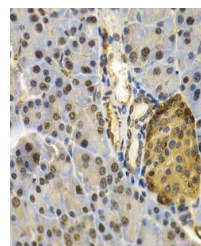
Product Datasheet

UBD antibody (orb536727)

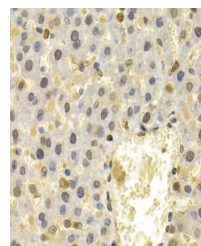
Description	Rabbit polyclonal antibody to UBD
Species/Host	Rabbit
Reactivity	Human, Mouse, Rat
Conjugation	Unconjugated
Tested Applications	IF
Immunogen	Recombinant fusion protein of human FAT10/FAT10/UBD (NP_006389.2).
Preservatives	Buffer: PBS with 0.02% sodium azide,50% glycerol,pH7.3.
Storage	Maintain refrigerated at 2-8°C for up to 2 weeks. For long term storage store at -20°C in small aliquots to prevent freeze-thaw cycles.
Note	For research use only
Isotype	IgG
Clonality	Polyclonal
Purity	Affinity purification
Uniprot ID	O15205
Entrez	10537
Dilution Range	IHC-P: 1:50-1:200, IF: 1:50-1:200
Expiration Date	12 months from date of receipt.



Immunofluorescence analysis of A549 cell...



Immunohistochemical staining of mouse pa...



Immunohistochemical staining of rat live...