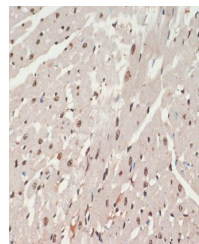


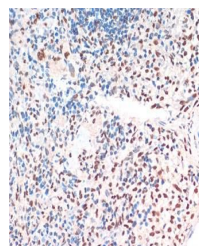
Product Datasheet

TARDBP antibody (orb536725)

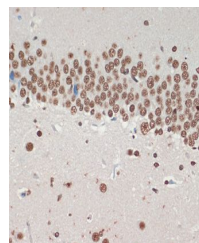
Description	Rabbit polyclonal antibody to TARDBP
Reactivity	Human, Mouse, Rat
Conjugation	Unconjugated
Tested Applications	ICC, IF, IHC, WB
Immunogen	Recombinant fusion protein of human TDP-43/TARDB(NP_031401.1).
Preservatives	PBS with 0.02% sodium azide,50% glycerol,pH7.3.
Storage	Store at -20°C. Avoid freeze / thaw cycles.
Note	For research use only
Isotype	IgG
Clonality	Polyclonal
MW	31kDa/44kDa
Uniprot ID	Q13148
Dilution Range	WB: 1:500-1:2000, IHC-P: 1:50-1:200, IF: 1:50-1:200
Expiration Date	12 months from date of receipt.



Immunohistochemical staining of rat hear...



Immunohistochemical staining of rat sple...



Immunohistochemical staining of rat brai...