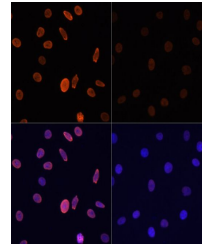


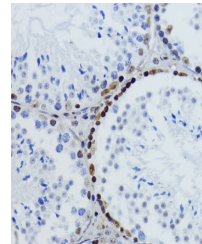
## Product Datasheet

### Acetyl-Histone H2B-K12 antibody (orb536676)

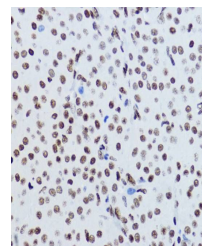
<b>Description</b>	Rabbit polyclonal antibody to Acetyl-Histone H2B-K12
<b>Reactivity</b>	Human, Mouse, Rat
<b>Conjugation</b>	Unconjugated
<b>Tested Applications</b>	ChIP, ICC, IF, IHC, WB
<b>Immunogen</b>	A synthetic acetylated peptide around K12 of human Histone H2B(NP_003519.1).
<b>Preservatives</b>	PBS with 0.01% thiomersal, 50% glycerol, pH 7.3.
<b>Storage</b>	Maintain refrigerated at 2-8°C for up to 2 weeks. For long term storage store at -20°C in small aliquots to prevent freeze-thaw cycles.
<b>Note</b>	For research use only
<b>Isotype</b>	IgG
<b>Clonality</b>	Polyclonal
<b>MW</b>	14kDa
<b>Uniprot ID</b>	<a href="#">Q16778</a>
<b>Dilution Range</b>	WB: 1:500-1:2000, IHC-P: 1:50-1:200, IF: 1:50-1:200
<b>Expiration Date</b>	12 months from date of receipt.



Immunofluorescence analysis of C6 cells ...



Immunohistochemical staining of mouse te...



Immunohistochemical staining of rat ovar...