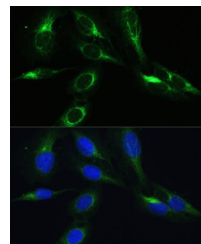


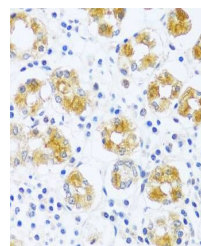
## Product Datasheet

### BRK1 antibody (orb536554)

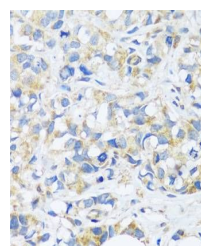
|                            |   |
|----------------------------|---|
| <b>Description</b>         | Rabbit polyclonal antibody to BRK1  |
| <b>Reactivity</b>          | Human, Mouse  |
| <b>Conjugation</b>         | Unconjugated  |
| <b>Tested Applications</b> | ICC, IF, IHC  |
| <b>Immunogen</b>           | Recombinant fusion protein of human BRK1(NP_060932.2).  |
| <b>Preservatives</b>       | PBS with 0.01% thiomersal,50% glycerol,pH7.3.   |
| <b>Storage</b>             | Maintain refrigerated at 2-8°C for up to 2 weeks. For long term storage store at -20°C in small aliquots to prevent freeze-thaw cycles. |
| <b>Note</b>                | For research use only   |
| <b>Isotype</b>             | IgG   |
| <b>Clonality</b>           | Polyclonal  |
| <b>Uniprot ID</b>          | <b>Q8WUW1</b>   |
| <b>Dilution Range</b>      | IHC-P: 1:50-1:200, IF: 1:50-1:200   |
| <b>Expiration Date</b>     | 12 months from date of receipt.   |



Immunofluorescence analysis of U-2 OS ce...



Immunohistochemical staining of human st...



Immunohistochemical staining of human br...