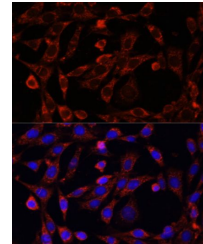


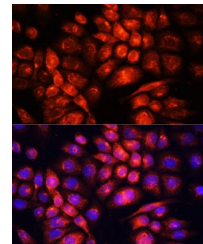
## Product Datasheet

### UCP3 antibody (orb536320)

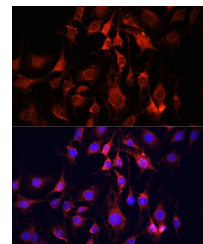
<b>Description</b>	Rabbit polyclonal antibody to UCP3
<b>Reactivity</b>	Human, Mouse, Rat
<b>Conjugation</b>	Unconjugated
<b>Tested Applications</b>	ICC, IF, WB
<b>Immunogen</b>	Recombinant fusion protein of human UCP3(P55916).
<b>Preservatives</b>	PBS with 0.01% thiomersal,50% glycerol,pH7.3.
<b>Storage</b>	Store at -20°C. Avoid freeze / thaw cycles.
<b>Note</b>	For research use only
<b>Isotype</b>	IgG
<b>Clonality</b>	Polyclonal
<b>MW</b>	34kDa
<b>Uniprot ID</b>	<b>P55916</b>
<b>Dilution Range</b>	WB: 1:500-1:2000, IF: 1:50-1:200
<b>Expiration Date</b>	12 months from date of receipt.



Immunofluorescence analysis of NIH/3T3 C...



Immunofluorescence analysis of HeLa cell...



Immunofluorescence analysis of C6 cells ...